


# WIRE CONDUIT ACCESSORIES

## STRAIGHT N EASY®

### WIRE STRAIGHTENER

- Straightens welding wire electrode for **Easy Feeding** And **Precise Positioning**. Can be used to load welding electrode for better “wire to tip” contact.
- Modular design **Easily Adapts To Wire Feeders, Pay-Out Systems, Or In-Line With Conduits**. Remote mounting in any location. Join two or more straighteners together for greater effect. Compact and Lightweight.
- **Electrically Isolated Ball Bearing Straightening Rolls** for all types of welding electrodes from .023”(0.6mm) to 1/8”(3.2mm) diameter. Requires adaptors for quick disconnect set up.

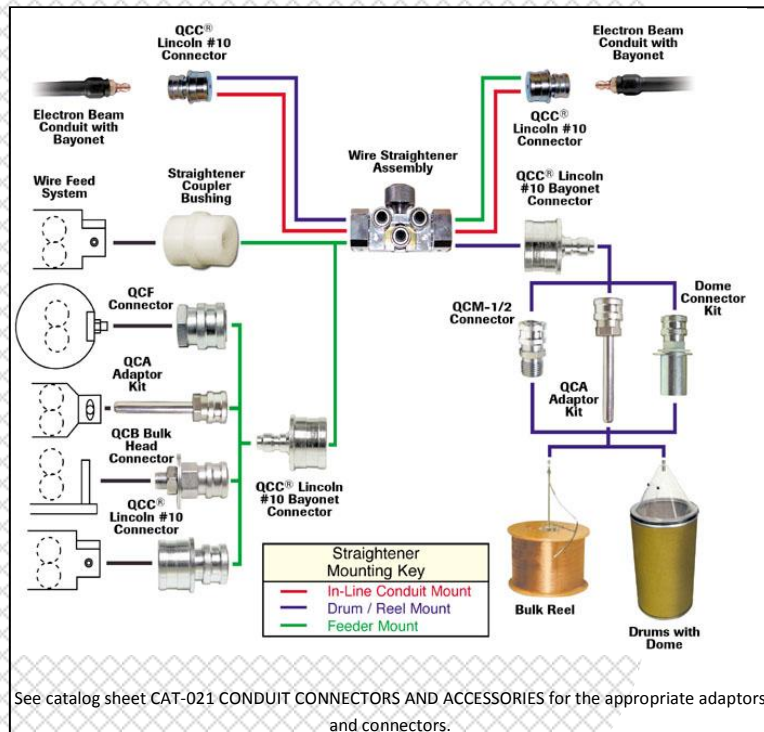
**Adapts to wire feeders, pay-out systems, or in-line with the conduit**



A-1932



TYPICAL WIRE STRAIGHTENER CONNECTIONS DIAGRAM

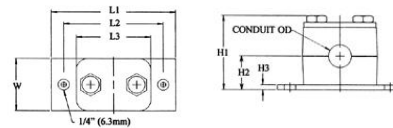



#### HOW TO ORDER

PART NUMBER	DESCRIPTION
A-1932	STRAIGHT N EASY® WIRE STRAIGHTENER

# CONDUIT CLAMPS

- **Secures Conduits**, limiting movement and abrasion.
- **Reduces Flexing and Fatigue** at connections; distributes load.
- Retains conduit position for **Faster Wire Changes**.
- **Electrically Isolates Conduit** from mounting.
- Allows **Precise Conduit Mounting**.



## HOW TO ORDER – CONDUIT CLAMPS

DESCRIPTION	PART NUMBER	COMPATABLE WITH	L1	L2	L3	W	H1	H2	H3
QCC CONDUIT CLAMP – 1/2	A-1939-1/2	QCC CONDUIT BLUE PE CONDUIT QCC-R CONDUIT	2 3/4" (70mm)	2 13/64" (56mm)	1 21/32" (42mm)	1 3/16" (30mm)	1 11/16" (43mm)	3/8" (19mm)	7/64" (3mm)
QCC CONDUIT CLAMP – 5/8	A-1939-5/8	QCC-HD CONDUIT ERC CONDUIT BIG BLUE PE CONDUIT	2 3/4" (70mm)	2 13/64" (56mm)	1 21/32" (42mm)	1 3/16" (30mm)	1 11/16" (43mm)	3/8" (19mm)	7/64" (3mm)
QCC CONDUIT CLAMP – 3/4	A-1939-3/4	ERC-HD CONDUIT	3 5/64" (78mm)	2 33/64" (64mm)	1 31/32" (50mm)	1 3/16" (30mm)	1 13/16" (46mm)	13/16" (20.6mm)	7/64" (3mm)



# EASY BALANCE

- **Zero Gravity Effect** with constant balance through the cycle. Not a spring retractor.
- **Reduces Conduit Whipping**.
- **Reduces Stress** on associated equipment.
- **Prevents Kinking** of conduit.
- **Retracts To The Same Position** without over travel
- **Long 4' (1.2m) Retract Range**.
- **Handles Most Applications** with a 2.5 lbs. (1.1kg) load capacity.

## HOW TO ORDER – EASY BALANCE

PART NUMBER	DESCRIPTION
A-1937	EASY BALANCE

